


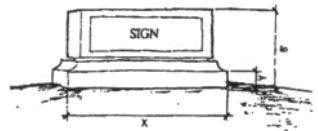




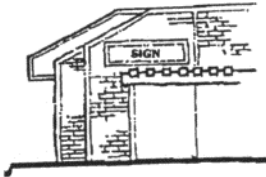
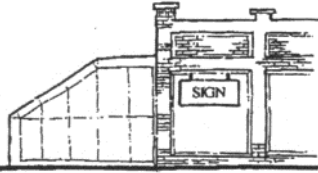
435 Attachment 1
City of Harrisonville

**APPENDIX A – NON-RESIDENTIAL SIGN
TABLE BY STRUCTURAL TYPES**

[Ord. No. 2883 App. A, 10-4-2004; Ord. No. 2956 App. A, 2-21-2006; Ord. No. 3203 §2, 2-6-2012]

Sign Types	Bus Park	C-O	C-1	CBD-1	CBD-2	C-2	C-3	M-1	M-2	Sign Standards
<p>Awning, Canopy or Marquee Sign</p> 	<p><u>Max No.:</u> 1 canopy sign per business <u>Max Area:</u> 6 s.f. <u>Max Height:</u> N/A <u>Min. Setback:</u> None <u>Illumination:</u> None</p>	<p><u>Max No.:</u> 1 canopy sign per business <u>Max Area:</u> 6 s.f. <u>Max Height:</u> N/A <u>Min. Setback:</u> None <u>Illumination:</u> None</p>	<p><u>Max No.:</u> 1 canopy sign per business <u>Max Area:</u> 6 s.f. <u>Max Height:</u> N/A <u>Min. Setback:</u> None <u>Illumination:</u> None</p>	<p><u>Max No.:</u> 1 canopy sign per business <u>Max Area:</u> 6 s.f. <u>Max Height:</u> N/A <u>Min. Setback:</u> None <u>Illumination:</u> None</p>	<p><u>Max No.:</u> 1 canopy sign per business <u>Max Area:</u> 6 s.f. <u>Max Height:</u> N/A <u>Min. Setback:</u> None <u>Illumination:</u> None</p>	<p><u>Max No.:</u> 1 canopy sign per business <u>Max Area:</u> 6 s.f. <u>Max Height:</u> N/A <u>Min. Setback:</u> None <u>Illumination:</u> None</p>	<p><u>Max No.:</u> 1 canopy sign per business <u>Max Area:</u> 6 s.f. <u>Max Height:</u> N/A <u>Min. Setback:</u> None <u>Illumination:</u> None</p>	<p><u>Max No.:</u> 1 canopy sign per business <u>Max Area:</u> 6 s.f. <u>Max Height:</u> N/A <u>Min. Setback:</u> None <u>Illumination:</u> None</p>	<p><u>Max No.:</u> 1 canopy sign per business <u>Max Area:</u> 6 s.f. <u>Max Height:</u> N/A <u>Min. Setback:</u> None <u>Illumination:</u> None</p>	<p>There shall be a minimum clearance to code from a canopy sign to the sidewalk.</p>
<p>Ground Sign</p> 	<p>Not permitted</p>	<p><u>Max No.:</u> 1 sign per premises <u>Max Area:</u> 32 s.f. <u>Max Height:</u> 10' <u>Min. Setback:</u> None <u>Illumination:</u> Allowed</p>	<p><u>Max No.:</u> 1 sign per premises <u>Max Area:</u> 32 s.f. <u>Max Height:</u> 10' <u>Min. Setback:</u> None <u>Illumination:</u> Allowed</p>	<p>Not permitted</p>	<p><u>Max No.:</u> 1 sign per premises <u>Max Area:</u> 32 s.f. <u>Max Height:</u> 10' <u>Min. Setback:</u> None <u>Illumination:</u> Allowed</p>	<p><u>Max No.:</u> 1 sign per premises <u>Max Area:</u> 32 s.f. <u>Max Height:</u> 10' <u>Min. Setback:</u> None <u>Illumination:</u> Allowed</p>	<p><u>Max No.:</u> 1 sign per premises <u>Max Area:</u> 32 s.f. <u>Max Height:</u> 10' <u>Min. Setback:</u> None <u>Illumination:</u> Allowed</p>	<p><u>Max No.:</u> 1 sign per premises <u>Max Area:</u> 64 s.f. <u>Max Height:</u> 10' <u>Min. Setback:</u> None <u>Illumination:</u> Allowed</p>	<p><u>Max No.:</u> 1 sign per premises <u>Max Area:</u> 64 s.f. <u>Max Height:</u> 10' <u>Min. Setback:</u> None <u>Illumination:</u> Allowed</p>	<p>The support structure must be no less than 50 percent of the width of the face of the sign, presenting a monolithic base. Landscaping required in all non-industrial districts.</p>

Sign Types	Bus Park	C-O	C-1	CBD-1	CBD-2	C-2	C-3	M-1	M-2	Sign Standards
<p>Elevated Sign</p> 	Not permitted	Not permitted	Not permitted	No permitted	Not permitted	<p><u>Max No.:</u> 1 sign per public street frontage. Maximum sign area sq. ft. is to be divided between each sign. <u>Max Area:</u> Individual building with 1 tenant (1 sign only), 100 sq. ft. maximum area. Individual building with 2-4 tenants (1 sign only), 120 sq. ft. maximum area. Shopping center less than 50,000 sq. ft. floor area (1 sign), 160 sq. ft. maximum area. Shopping center 50,000 to 100,000 sq. ft. floor area (1 sign), 200 sq. ft. maximum area. Shopping center greater than 100,000 sq. ft. floor area (1 sign), 300 sq. ft. maximum area. <u>Max Height:</u> 50' except no higher than 10' above the nearest highway road elevation <u>Min. Setback:</u> 10' <u>Illumination:</u> Allowed</p>	<p><u>Max No.:</u> 1 sign per premises in the Highway Overlay District <u>Max Area:</u> 100 s.f., except 144 s.f. in Highway Overlay District <u>Max Height:</u> 50' <u>Min. Setback:</u> 10' <u>Illumination:</u> Allowed</p>	<p><u>Max No.:</u> 1 sign per premises in the Highway Overlay District <u>Max Area:</u> 100 s.f., except 144 s.f. in Highway Overlay District <u>Max Height:</u> 50' <u>Min. Setback:</u> 10' <u>Illumination:</u> Allowed</p>	<p><u>Max No.:</u> 1 sign per premises in the Highway Overlay District <u>Max Area:</u> 100 s.f., except 144 s.f. in Highway Overlay District <u>Max Height:</u> 50' <u>Min. Setback:</u> 10' <u>Illumination:</u> Allowed</p>	<p>Elevated signs allowed in Highway Overlay District, as shown on the zoning map, generally are limited to within 1,000' of the state right-of-way of an interchange with U.S. 71 Highway/I-49; and Maximum Height may be increased with a variance if highway sight lines dictate. Landscaping required in all non-industrial districts</p>
<p>Monument Sign</p> 	<p><u>Max No.:</u> 1 monument sign per premises <u>Max Area:</u> 32 s.f. <u>Max Height:</u> 6' <u>Min. Setback:</u> 10' from property line; or as approved by the Planning and Zoning Commission <u>Illumination:</u> None, or indirectly</p>	<p><u>Max No.:</u> 1 monument sign per premises <u>Max Area:</u> 32 s.f. <u>Max Height:</u> 6' <u>Min. Setback:</u> 10' from property line; or as approved by the Planning and Zoning Commission <u>Illumination:</u> None, or indirectly</p>	<p><u>Max No.:</u> 1 monument sign per premises <u>Max Area:</u> 64 s.f. <u>Max Height:</u> 6' <u>Min. Setback:</u> 10' from property line; or as approved by the Planning and Zoning Commission <u>Illumination:</u> None, or indirectly</p>	Not permitted	<p><u>Max No.:</u> 1 monument sign per premises <u>Max Area:</u> 32 s.f. <u>Max Height:</u> 6' <u>Min. Setback:</u> 10' from property line; or as approved by the Planning and Zoning Commission <u>Illumination:</u> None, or indirectly</p>	<p><u>Max No.:</u> 1 monument sign per premises <u>Max Area:</u> 64 s.f. <u>Max Height:</u> 6' <u>Min. Setback:</u> None, or as approved by the Planning and Zoning Commission <u>Illumination:</u> None, or internally illuminated</p>	<p><u>Max No.:</u> 1 monument sign per premises <u>Max Area:</u> 64 s.f. <u>Max Height:</u> 6' <u>Min. Setback:</u> 10' from property line; or as approved by the Planning and Zoning Commission <u>Illumination:</u> None, or indirectly</p>	<p><u>Max No.:</u> 1 monument sign per premises <u>Max Area:</u> 72 s.f. <u>Max Height:</u> 8' <u>Min. Setback:</u> None, or as approved by the Planning and Zoning Commission <u>Illumination:</u> None, or indirectly</p>	<p>Ground signs shall strictly comply with sight triangle setback requirements. Landscaping required in all non-industrial districts.</p>	
<p>Special Signs</p> 	<p><u>Max. No:</u> 1 per premises. Maximum area shall be 6 sq. ft. Setback & illumination: None</p>	<p><u>Max. No:</u> 1 per premises. Maximum area shall be 6 sq. ft. Setback & illumination: None</p>	<p><u>Max. No:</u> 1 per premises. Maximum area shall be 6 sq. ft. Setback & illumination: None</p>	<p><u>Max. No:</u> 1 per premises. Maximum area shall be 6 sq. ft. Setback & illumination: None</p>	<p><u>Max. No:</u> 1 per premises. Maximum area shall be 6 sq. ft. Setback & illumination: None</p>	<p><u>Max. No:</u> 1 per premises. Maximum area shall be 6 sq. ft. Setback & illumination: None</p>	<p><u>Max. No:</u> 1 per premises. Maximum area shall be 6 sq. ft. Setback & illumination: None</p>	<p><u>Max. No:</u> 1 per premises. Maximum area shall be 6 sq. ft. Setback & illumination: None</p>	<p>See Section 435.125.</p>	

Sign Types	Bus Park	C-O	C-1	CBD-1	CBD-2	C-2	C-3	M-1	M-2	Sign Standards
Temporary Signs 	6 sq. ft. maximum sign face. 30 sq. ft. total per lot or parcel.	6 sq. ft. maximum sign face. 30 sq. ft. total per lot or parcel.	6 sq. ft. maximum sign face. 30 sq. ft. total per lot or parcel.	6 sq. ft. maximum sign face. 30 sq. ft. total per lot or parcel.	6 sq. ft. maximum sign face. 30 sq. ft. total per lot or parcel.	6 sq. ft. maximum sign face. 30 sq. ft. total per lot or parcel.	6 sq. ft. maximum sign face. 30 sq. ft. total per lot or parcel.	6 sq. ft. maximum sign face. 30 sq. ft. total per lot or parcel.	6 sq. ft. maximum sign face. 30 sq. ft. total per lot or parcel.	See Section 435.120.
Wall Sign 	Max. No.: None Max. Area: 25% of the wall Max. Height: N/A Min. Setback: N/A Illumination: None, or indirectly	Max. No.: None Max. Area: 25% of the wall Max. Height: N/A Min. Setback: N/A Illumination: None, or indirectly	Max. No.: None Max. Area: 25% of the wall Max. Height: N/A Min. Setback: N/A Illumination: None, or indirectly	Max. No.: None Max. Area: 25% of the wall Max. Height: N/A Min. Setback: N/A Illumination: None, or indirectly	Max. No.: None Max. Area: 25% of the wall Max. Height: N/A Min. Setback: N/A Illumination: None, or indirectly	Max. No.: None Max. Area: 25% of the wall Max. Height: N/A Min. Setback: N/A Illumination: None, or indirectly	Max. No.: None Max. Area: 25% of the wall Max. Height: N/A Min. Setback: N/A Illumination: None, or indirectly	Max. No.: None Max. Area: 25% of the wall Max. Height: N/A Min. Setback: N/A Illumination: None, or indirectly	Max. No.: None Max. Area: 25% of the wall Max. Height: N/A Min. Setback: N/A Illumination: None, or indirectly	A master plan shall be submitted for wall signage where there are multiple tenants on one premises. Attached wall signs shall meet building codes and permit requirements.
Window Sign 	Max. Area: 50% of window area, for each window Max. Height: N/A Min. Setback: N/A Illumination: Allowed	Max. Area: 50% of window area, for each window Max. Height: N/A Min. Setback: N/A Illumination: Allowed	Max. Area: 50% of window area, for each window Max. Height: N/A Min. Setback: N/A Illumination: Allowed	Max. Area: 50% of window area, for each window Max. Height: N/A Min. Setback: N/A Illumination: Allowed	Max. Area: 50% of window area, for each window Max. Height: N/A Min. Setback: N/A Illumination: Allowed	Max. Area: 50% of window area, for each window Max. Height: N/A Min. Setback: N/A Illumination: Allowed	Max. Area: 50% of window area, for each window Max. Height: N/A Min. Setback: N/A Illumination: Allowed	Max. Area: 50% of window area, for each window Max. Height: N/A Min. Setback: N/A Illumination: Allowed	Max. Area: 50% of window area, for each window Max. Height: N/A Min. Setback: N/A Illumination: Allowed	Window signs shall not obstruct public safety officer's sight lines into a building.